

Stage One

9-11-10

RULES: IDPA, Latest Edition

COURSE DESIGNER: David Love

START POSITION: Shooter is stilling on toilet, “pants” around knees, gun and spare magazines on table loaded to division capacity

STAGE PROCEDURE

On start signal, retrieve handgun and engage T-1 thru T-3 near to far. Then stand, and engage T-4 thru T-6 from cover.

Pants cannot go below knees while firing. One procedural if pants go below knees.

SCORING

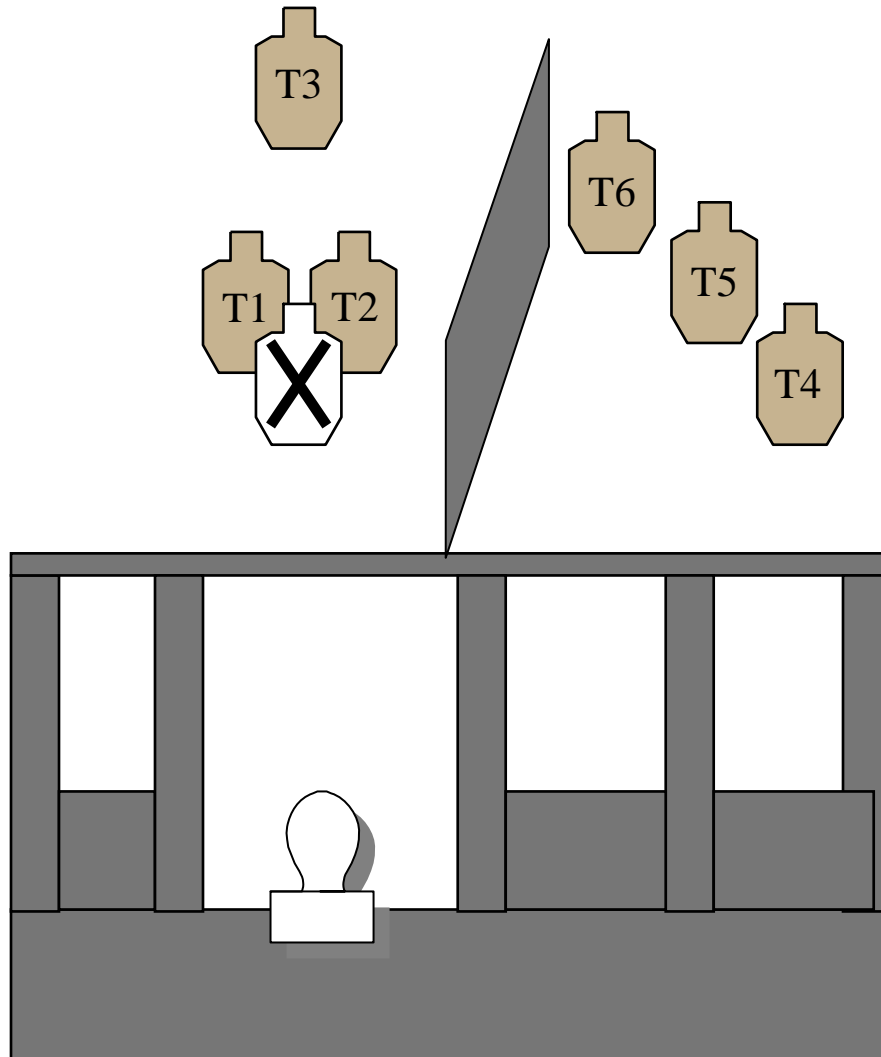
SCORING: Vickers

TARGETS: IDPA

SCORED HITS: Two Best Hits

START-STOP: Audible - Last shot

PENALTIES: -10 for FTN



SETUP NOTES:

RO NOTES: All IDPA reloads are acceptable. No reloading on the move.

Stage Two

9-11-10

RULES: IDPA, Latest Edition

COURSE DESIGNER: Paul Deel

START POSITION: Lying flat on back, on bed, palms down on bed, at sides, gun is loaded to division capacity.

STAGE PROCEDURE

String 1: Gun loaded in IDPA Box, on signal, retrieve gun from table and engage T-1 thru T-3 while lying on bed.

String 2: Gun loaded in drawer, on signal, retrieve gun and engage T-4 thru T-6. Shooter must maintain contact with bed while shooting

SCORING

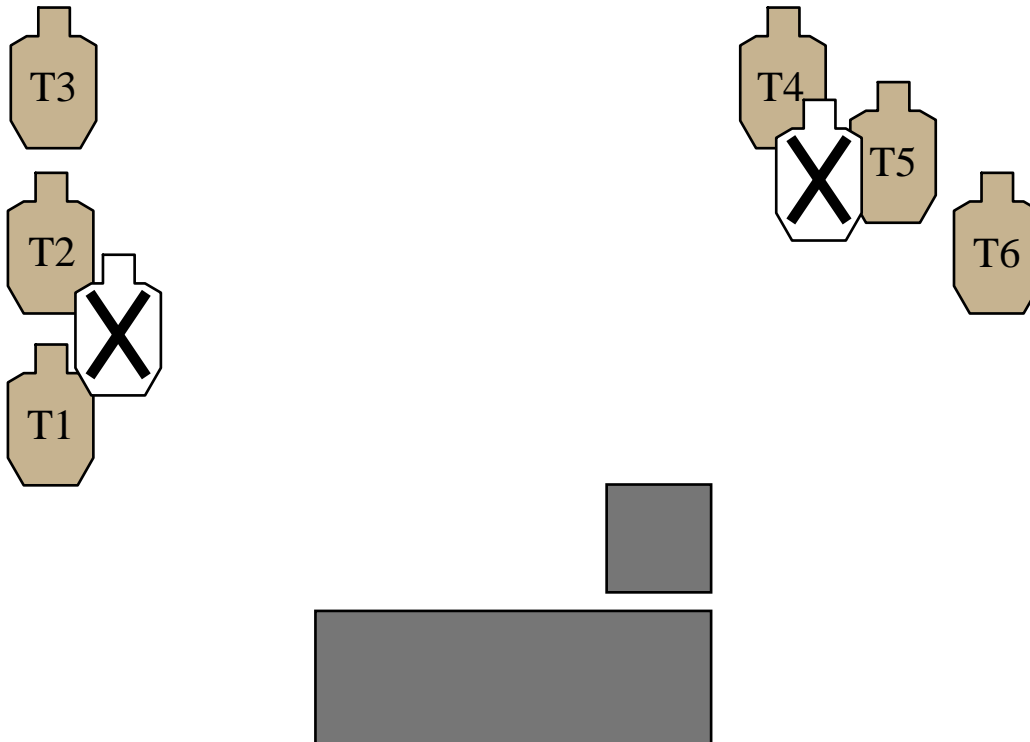
SCORING: Vickers

TARGETS: IDPA

SCORED HITS: Two Best Hits

START-STOP: Audible - Last shot

PENALTIES: Per Rule Book



SETUP NOTES:

RO NOTES: All IDPA reloads are acceptable

Stage Three

9-11-10

RULES: IDPA, Latest Edition

COURSE DESIGNER: Paul Deel

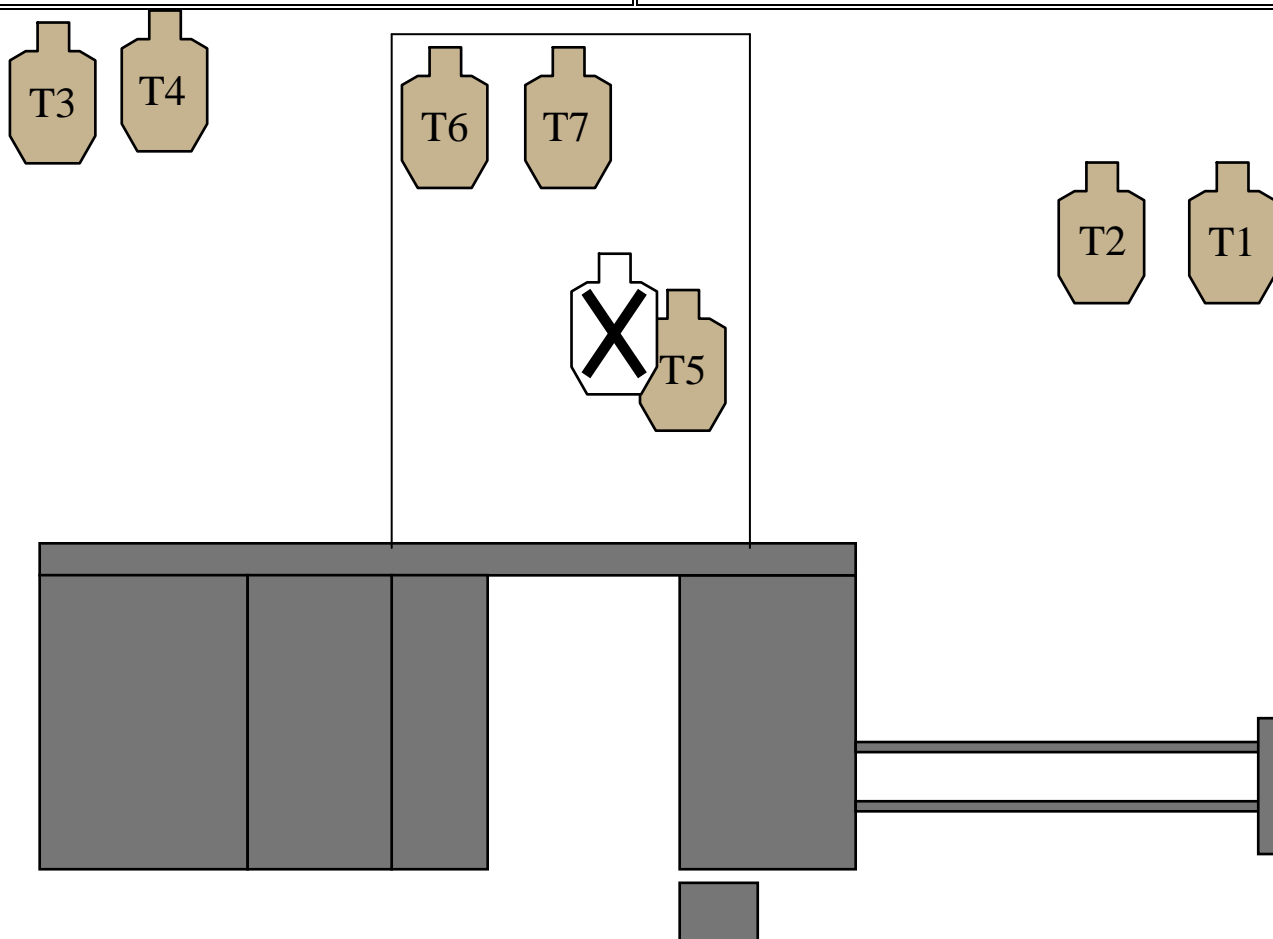
START POSITION: Hands relaxed at sides, gun is concealed and loaded to division capacity. Flashlight and 1 spare magazine on table in front of door.

STAGE PROCEDURE

On signal, engage T-1 & T-2 while on moving to cover, engage T-3 & T-4 from cover, then perform a mandatory reload from table, enter house and engage T-5 thru T-7.

SCORING

SCORING: Vickers
TARGETS: IDPA
SCORED HITS: Two Best Hits
START-STOP: Audible - Last shot
PENALTIES: -10 FTN



SETUP NOTES:

RO NOTES: All IDPA reloads are acceptable

Stage Four

9-11-10

RULES: IDPA, Latest Edition

COURSE DESIGNER: Paul Deel

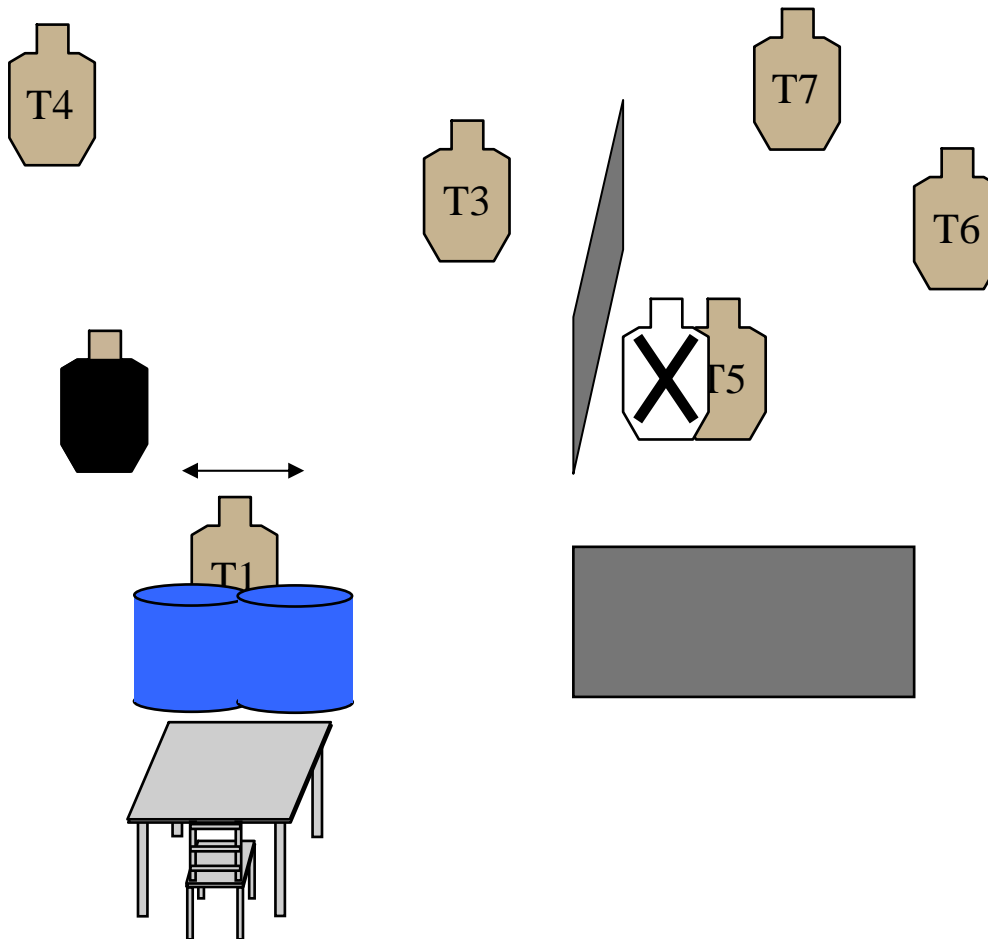
START POSITION: Hands on table, loaded gun & all reloads are in the drawer.

STAGE PROCEDURE

On start signal, retrieve gun from drawer and engage T-1 through T-4 near to far. Retrieve reloads from drawer, then engage the remaining targets from cover, prone. Opening drawer activates T-1 which is a swinger

SCORING

SCORING: Vickers
TARGETS: IDPA
SCORED HITS: Two/Head Best Hits
START-STOP: Audible - Last shot
PENALTIES: Per Rule Book



SETUP NOTES:

T-1 is a swinger, T-4 is a clam shell with Non threat.

RO NOTES:

All IDPA reloads are acceptable

Stage Five

9-11-10

RULES: IDPA, Latest Edition

COURSE DESIGNER: Mike Henson

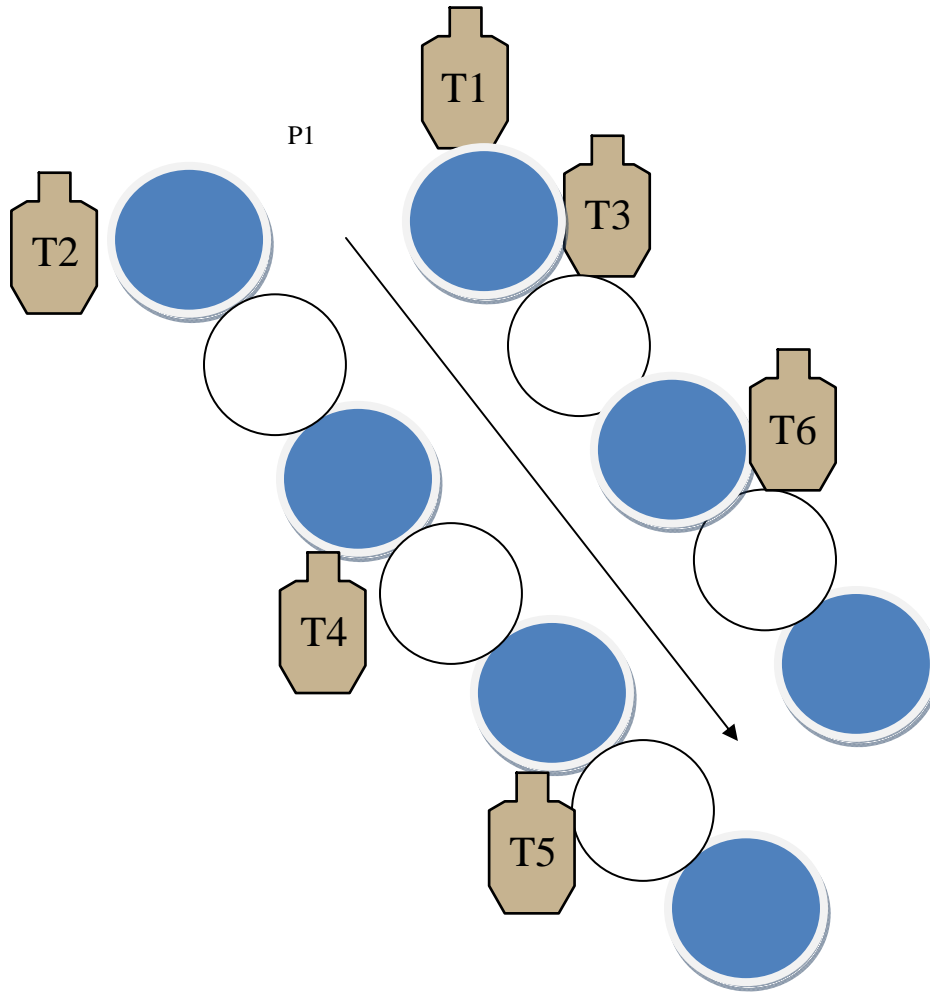
START POSITION: Gun is holstered, concealed, topped off to division capacity, hands relaxed at sides.

STAGE PROCEDURE

Standing at P1, at signal move reward engaging T1 thru T6 as they become available.

SCORING

SCORING: Vickers
TARGETS: IDPA
SCORED HITS: Two Best Hits
START-STOP: Audible - Last shot
PENALTIES: Per Rule Book



SETUP NOTES:

Barrel run should run perpendicular to berm and only about 3 foot wide. All targets should be at ground level behind double stack barrels. Blue represents double stacked and white represents single stack barrels.

RO NOTES: All IDPA reloads are acceptable

Stage Six

9-11-10

RULES: IDPA, Latest Edition

COURSE DESIGNER: Paul Deel

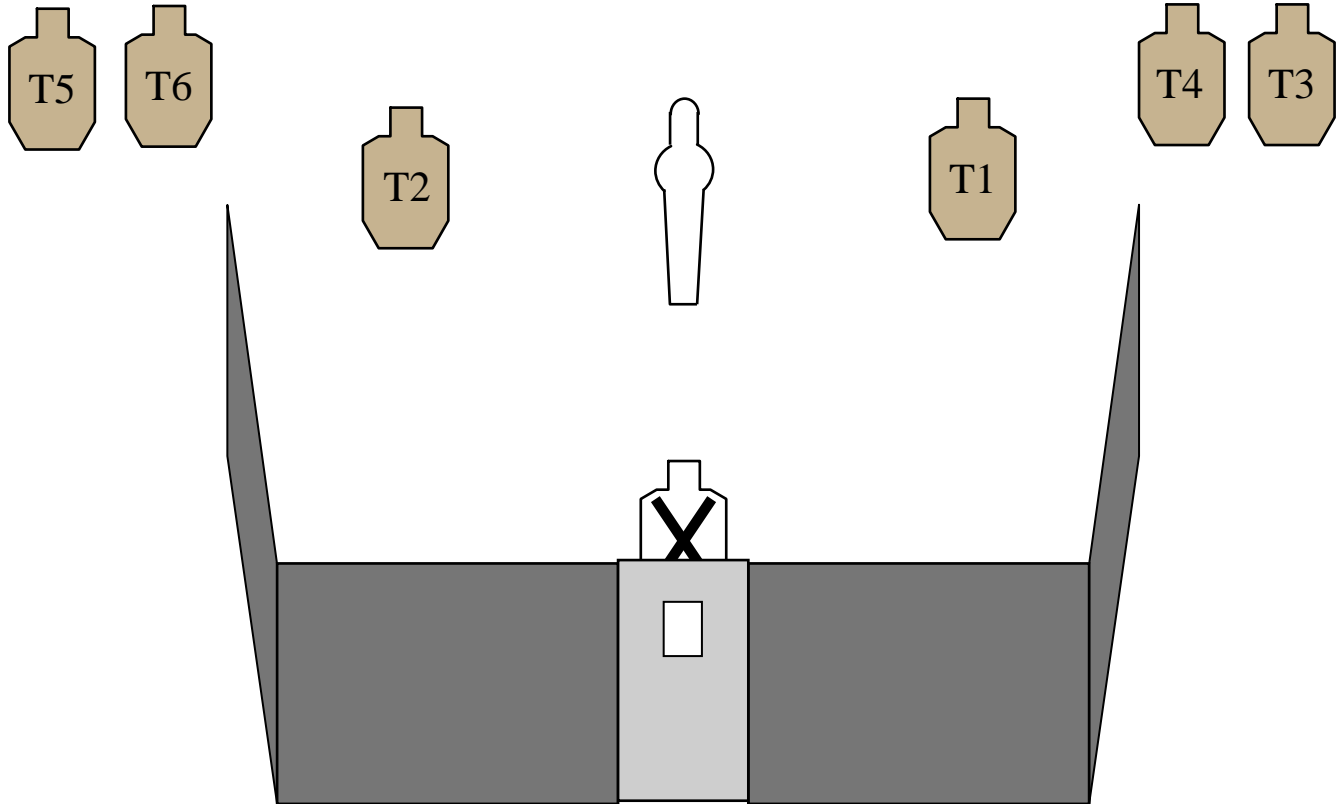
START POSITION: Hands relaxed at sides, gun is concealed and loaded to division capacity.

STAGE PROCEDURE

On start signal, engage popper one through the port (activates a NS that will cover up the window), engage both T-1 and T-2 (if time permits). Then engage remaining targets from cover.

SCORING

SCORING: Vickers
TARGETS: IDPA
SCORED HITS: Two Best Hits
START-STOP: Audible - Last shot
PENALTIES: Per Rule Book



SETUP NOTES:

RO NOTES: All IDPA reloads are acceptable

Stage Seven

9-11-10

RULES: IDPA, Latest Edition

COURSE DESIGNER: Paul Deel

START POSITION: String 1 handgun is at low ready in weak hand, finger off of trigger, safety on, loaded to division capacity. String 2 gun is holstered and concealed.

STAGE PROCEDURE

String 1... on signal, engage T-1 & T2 with three rounds each, **weak hand only**, from cover.

String 2... on signal, draw and engage T-3 & T4 with three rounds each, **strong hand only**, from cover.

SCORING

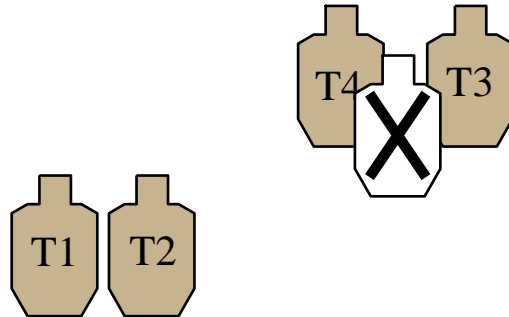
SCORING: Vickers

TARGETS: IDPA

SCORED HITS: Three Best Hits

START-STOP: Audible - Last shot

PENALTIES: -10 for FTN



SETUP NOTES:

RO NOTES: Shooter may not reload in between strings unless they are shooting revolver.

Stage Eight

9-11-10

RULES: IDPA, Latest Edition

COURSE DESIGNER: Paul Deel

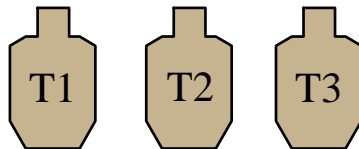
START POSITION: Hands at surrender, shooter is facing up range, gun is concealed and down loaded to six..

STAGE PROCEDURE

On the signal, turn, draw and engage T-1 thru T-3 with two rounds each. Then reload (mandatory) and re-engage T-1 thru T-3 with two rounds each.

SCORING

SCORING: Limited Vickers
TARGETS: IDPA
SCORED HITS: Four Hits
START-STOP: Audible - Last shot
PENALTIES: Per Rule Book



SETUP NOTES:

RO NOTES: All IDPA reloads are acceptable